

Enfield Crime Scrutiny Panel Performance Report

Cabinet Member: Cllr Gina Needs
Executive Director: Tony Theodoulou

Purpose of Report

1. For information and comment

Relevance to the Council Plan

2. To note performance against Enfield's Safer Stronger Communities Board priorities up to 31st January 2023

Background

The information below provides an update on performance against the priorities agreed by the Safer and Stronger Communities Board (SSCB) within its current Partnership Plan 2020-2025. These priorities are:

- Tackling violent crime in all its forms
- Keeping young people safe and reducing their risks from crime
- Reducing burglary and keeping people safe at home
- Promoting cohesion and tackling hate crime
- Dealing with anti-social behaviour
- Drugs (driver for violent crime)
- Tackling Vehicle Crime and
- Domestic Abuse

Report Author: Andrea Clemons & Ashley Webb
Head of Community Safety Unit
Andrea.Clemons@enfield.gov.uk

Summary

Total Notifiable Offences* in Enfield decreased by 5.3% in the year ending January 2023. In London, there was also a decrease of 8.9% in the same period.

Robbery offences in Enfield have increased by 14.8% in the 12 months ending January 2023, whilst Non Domestic Abuse Violence with Injury Offences have also increased by 6.6%.

Drug Offences in Enfield including Possession of Drugs has increased, with Possession Offences increasing by 14.1% and Drug Offences by 30%. London has experienced a decrease of 16.3% in Drug Possession Offences.

Sexual Offences and Rape Offences have both decreased in Enfield over the past 12 months up until the end of January 2023. Offences across London have both increased.

Theft From a Motor Vehicle in Enfield has reduced by 11.5%. In the same period the capital has experienced an increase of 3.4% in offences.

Knife Crime offences in Enfield reduced by 3.7%, whereas London saw a 12.9% increase.

Knife crime with injury offences reduced by 4.9%. London recorded an 8% increase.

** Due to changes in accessing data some crime categories have not been included.*

The overall performance of Enfield's SSCB priorities compared to London in the year to end of January 2023

Crime Category KPI's	Enfield			London		
	Feb 2021 - Jan 2022	Feb 2022 - Jan 2023	Enfield % Change	Feb 2021 - Jan 2022	Feb 2022 - Jan 2023	London % Change
Violence Against the Person Offences	9235	9319	0.9%	237463	241303	1.6%
Non-Domestic Abuse VWI Offences	2709	2889	6.6%	73614	77595	5.4%
Knife Crime Offences	592	570	-3.7%	11301	12754	12.9%
Knife Crime with Injury Offences	142	135	-4.9%	3326	3591	8.0%
Robbery of Personal Property Offences	837	961	14.8%	21536	25566	18.7%
ASB	11043	8555	-22.5%	320649	220474	-31.2%
Gun Crime Offences	59	79	33.9%	1348	1470	9.1%
Knife Crime With Injury Non DA Victims under 24	61	47	-23.0%	1256	1284	2.2%
Residential Burglary Offences	1652	1459	-11.7%	40858	37612	-7.9%
Hate Crime Offences	727	693	-4.7%	26559	24712	-7.0%
Drug Offences	1204	1565	30.0%	47267	43407	-8.2%
Drug Possession Offences	1000	1141	14.1%	42127	35253	-16.3%
Theft from a Motor Vehicle	3333	2951	-11.5%	62608	64749	3.4%
Theft or Taking of a Motor Vehicle	1730	1795	3.8%	27824	32511	16.8%
Domestic Abuse Incidents	3998	3984	-0.4%	96219	95779	-0.5%
Domestic Abuse VWI Offences	849	956	12.6%	22857	22832	-0.1%
Sexual Offences	857	807	-5.8%	24425	25209	3.2%
Rape Offences	339	321	-5.3%	9111	9228	1.3%
TNO	40367	38227	-5.3%	1070348	975329	-8.9%

Priority 1: Tackling violent crime in all its forms

Violence Against the Person Offences and Non-Domestic Abuse Violence with Injury Offences



Violence Against the Person Offences

In the year ending January 2023 there were a total of **9,319 Violence Against the Person offences** (VAP) recorded in Enfield, compared with 9,235 offences the previous year. This equates to an **increase of 0.6% or a difference of 84 more offences**.

December 2022 saw the lowest volume of VAP offences since February 2021 in Enfield. Levels have remained consistently lower in the last five months compared with offences in 2021/22.

London saw a higher **increase of 1.6%** in the same period, rising from **237,463** offences in the year to January 2022 to **241,303** by January 2023.

These increases are also reflected in the monthly data, when comparing December 2022 to January 2023 **Enfield's VAP offences have increased by 12.2%, whilst London has increased by 5.1%.**

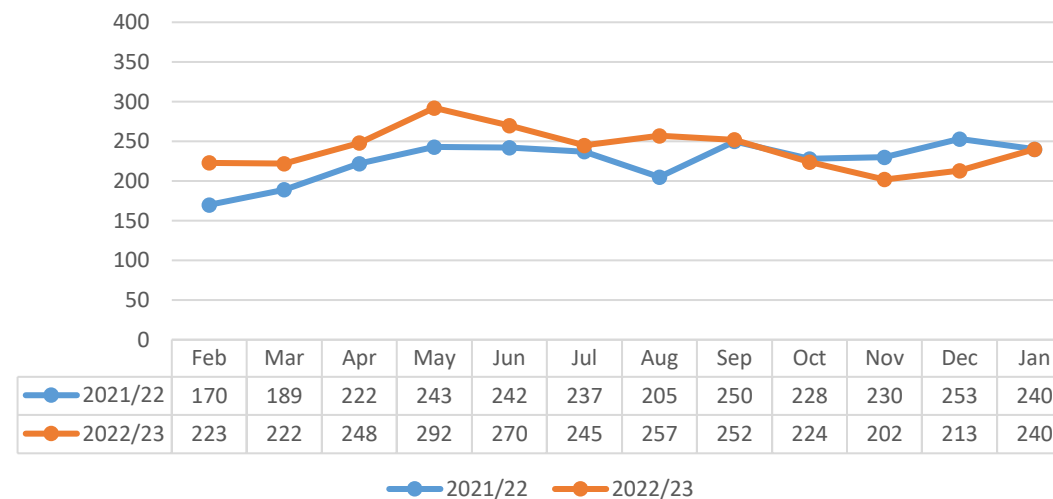
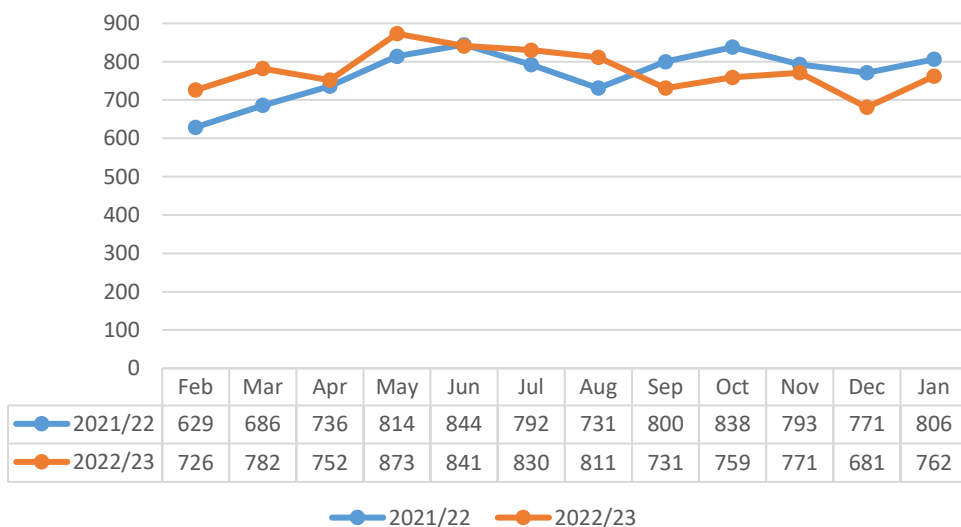
Non-Domestic Abuse Violence with Injury Offences

In the year ending January 2023 there were **2,889 Non-Domestic Abuse Violence with Injury offences** recorded, compared with **2,709 the previous year**, equating to a **6.6% rise in Enfield**.

Enfield has been consistently moving upwards over the last three months, and is at the same level as last year January 2022.

In London, there was an **increase of 5.4%**, rising from **73,614 to 77,595 at the end of January 2023**.

Much like VAP offences **Enfield experienced a 11.6% increase compared to December 2022, whilst the capital has seen a 0.4% increase in January 2023 compared to December 2022.**



1. Violence Against the Person Offences (VAP) includes Minor Categories of Assault with Injury, Common Assault, Harassment, Murder (Homicide), Offensive Weapon, Other Violence and Wounding/GBH. All VAP offences include domestic and non-domestic related assaults.

Priority 1: Tackling violent crime in all its forms



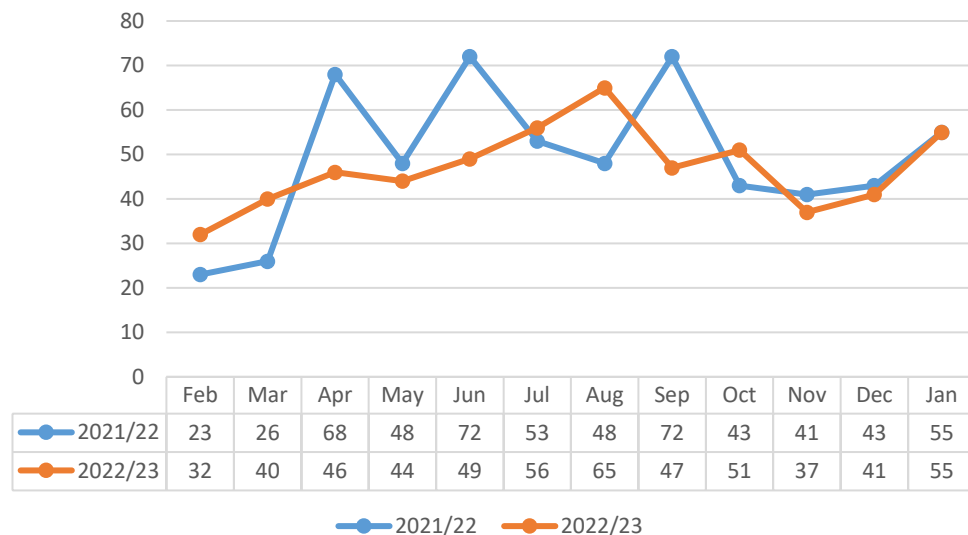
Knife Crime Offences and Knife Crime with Injury Offences

Knife Crime Offences²

In the year ending January 2023, **Knife Crime in Enfield had reduced by 3.7%**, compared with the previous year. Numbers reduced by 22 from 592 to 570 offences by the end of January 2023.

Offences in Enfield over the last three months have followed a very similar pattern from what was seen in 2021/22. The volume of offences has stayed within the same range for two months, after which there has been a noticeable increase in January.

London experienced a 12.9% increase in the same period, and compared to last month (December 2022) **offences have increased by 11.2%**.

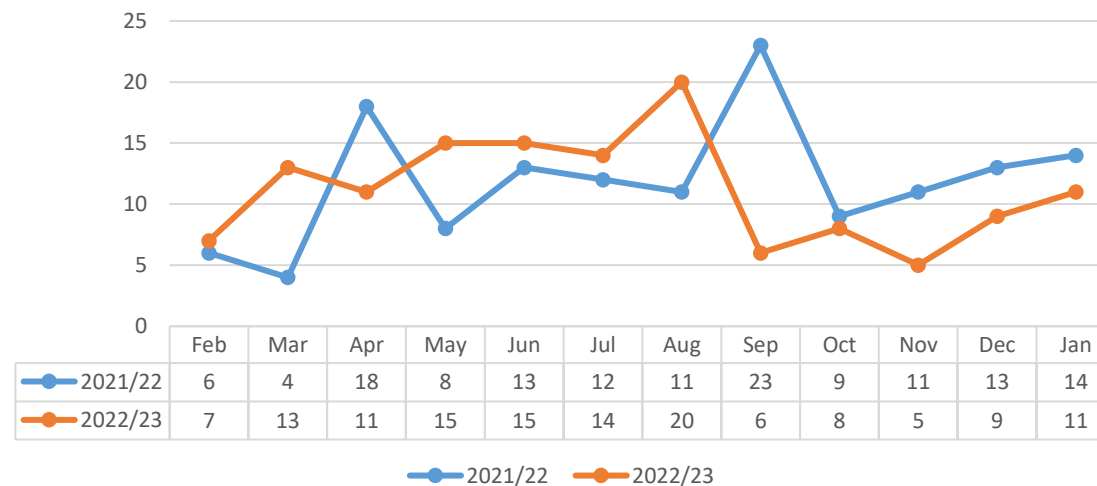


Knife Crime with Injury Offences

In the year ending January 2023, **Knife Crime with Injury offences saw a 4.9% decrease, with 135 recorded offences. Between September 2022 and January 2023 the volume of offending has been lower than the previous year.**

Despite the overall decrease, Enfield is seeing a gradual increase in offences. The highest monthly total in 2022/23 was in August with 20 offences. The borough of Lambeth saw the highest monthly total across London with 30 offences in October 2022.

London experienced an **increase of 8.0%** in the same period. On average across the capital **there are were 299 monthly offences**. London has seen a **16.1% increase in recorded offences in January 2023 compared to December 2022**.



² Knife crime is defined in as an offence of homicide, attempted murder, assault with intent to cause harm, assault with injury, threats to kill, sexual offences (including rape) and robbery or where a knife or sharp instrument has been used to injure, used as a threat, or the victim was convinced a knife was present during the offence.

Priority 1: Tackling violent crime in all its forms



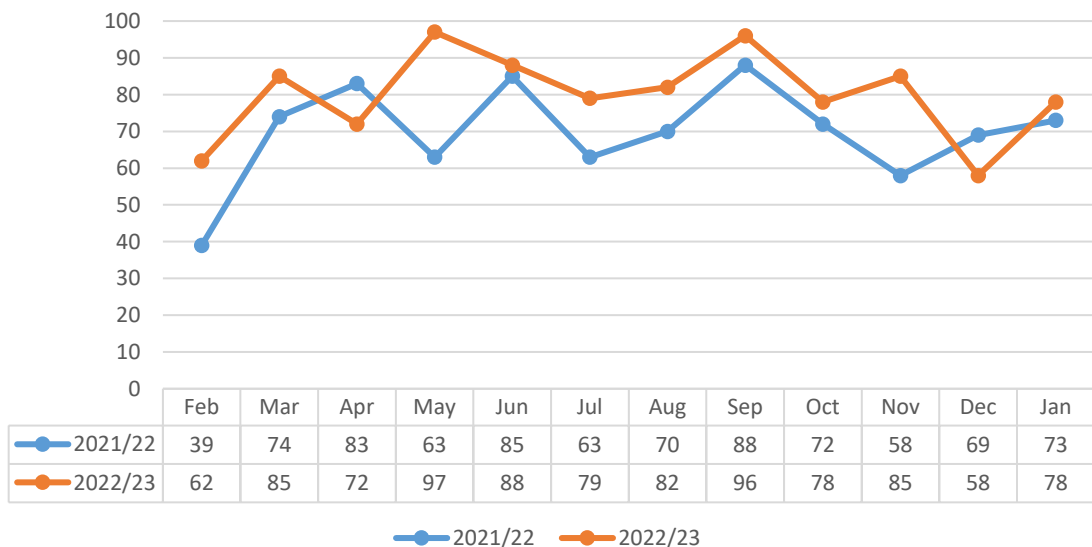
Robbery of Personal Property and Gun Crime

Robbery of Personal Property

There was a **14.8% increase of Personal Robberies in the year ending January 2023**, when 961 offences were recorded, compared with 837 the previous year. **Enfield has seen a 36.8% increase when comparing December 2022 to January 2023.**

In December 2022 recorded Robbery offences fell below last years total, with 58 offences in December 2022 compared with 69 in December 2021. The lowest figure previously in 2022/23 was in April 2022, with 72 offences.

In London, the number of **Robbery offences increased by 18.7%** in the same period, from 21,536 to 25,566. **London has recorded a 12.1% increase in Personal Robberies when comparing December 2022 to January 2023.**

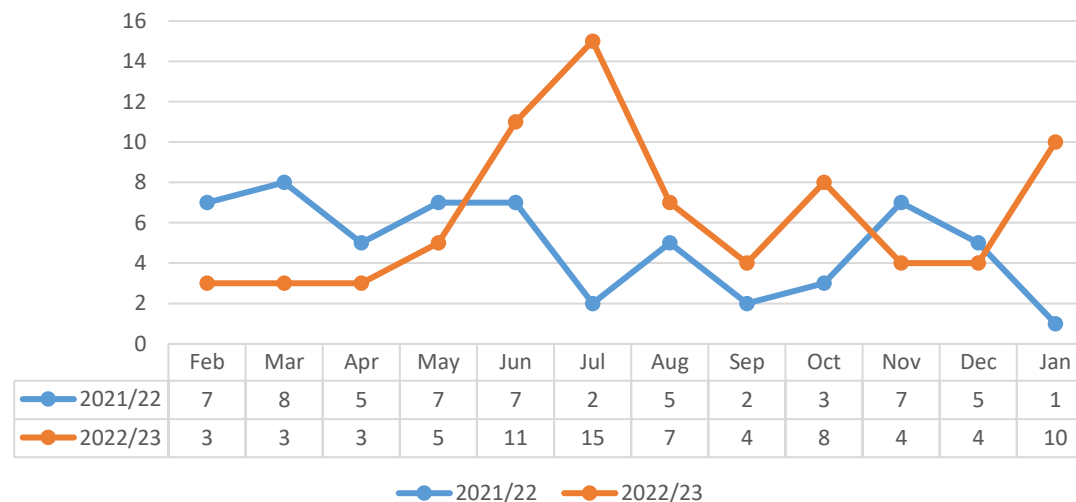


Gun Crime ³

Gun crime offences in **Enfield increased by 33.9%**, recording 79 offences in the year to January 2023, compared with 59 the previous year, or **20 more offences.**

Gun crime offences increased quite dramatically in June and July 2022 with eleven and fifteen offences respectively. Enfield has seen six more Gun crime offences in January 2023 compared to December 2022.

London also experienced **an increase of 9.1%** in the same period. In the capital, there were 1,348 offences in 2021/22 and 1,470 in 2022/23.



³ Gun Crime is defined as an offence where a Firearm has been fired, any Firearm has been used as a blunt instrument to cause injury to a person, a Firearm has been intimidated and the victim was convinced a weapon was present or a Firearm has been used as a threat.

[1] Serious Youth Violence is defined as 'any offence of most serious violence or weapon enabled crime, where the victim is aged 1-19' i.e. murder, manslaughter, robbery, rape, wounding with intent and causing grievous bodily harm.

Due to changes in crime categories and availability of data, it has not been possible to gather the data for this category.

MOPAC are currently replacing the Serious Youth Violence crime category. It will be replaced by the new crime category Teen Violence.

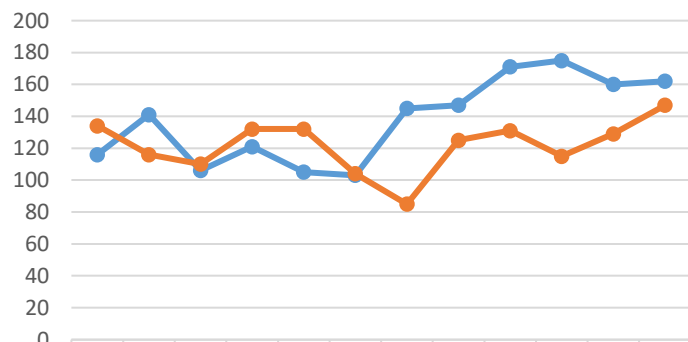
There were **1,459 Residential Burglaries in Enfield in the year ending January 2023**, compared with 1,652 in the previous year, a **decrease of 11.7%**.

In London, there was a **reduction of 7.9%** in the same period, from 40,858 in 2021/22 to 37,612 in 2022/23.

Over the past 5 months Enfield has seen consistently lower numbers than those from the year ending December 2021.

Despite the overall decrease **Enfield has seen a 14.8% increase compared to December 2022 with 19 more Residential Burglaries**. London has seen a 6.6% increase.

	Feb-22	Mar-22	Apr-22	May-22	Jun-22	Jul-22	Aug-22	Sep-22	Oct-22	Nov-22	Dec-22	Jan-23	Total
Brimsdown	9	11	5	14	7	2	8	11	7	8	14	14	110
Upper Edmonton	15	4	7	11	12	11	6	9	8	5	6	3	97
Haselbury	13	4	6	8	4	4	5	8	8	5	4	9	78
Enfield Lock	4	8	5	8	4	8	4	3	8	9	10	6	77
Whitewebbs	6	5	12	2	6	4	4	8	9	4	10	7	77
Ponders End	6	7	4	8	8	7	5	7	4	1	6	10	73
Jubilee	4	7	7	5	4	4	6	5	7	10	2	6	67
Lower Edmonton	3	6	4	5	7	6	3	6	5	8	5	8	66
Bullsmoor	8	7	5	4	9	4	1	7	6	5	5	4	65
Town	9	8	5	6	9	3	3	6	4	2	2	2	59
Bush Hill Park	3	2	6	3	12	4	2	7	4	7	1	7	58
Edmonton Green	2	4	5	2	7	5	6	10	4	5	2	5	57
Ridgeway	10	2	4	6	4	7	1	1	7	4	5	3	54
Southbury	3	5	6	6	4	2	4	3	4	6	5	6	54
Carterhatch	4	4	4	5	5	6	6	2	4	0	6	7	53
Palmers Green	4	5	3	4	5	3	1	5	6	4	4	7	51
Southgate	7	4	2	3	5	2	0	4	1	6	9	3	46
Cockfosters	4	2	2	5	2	2	5	1	6	7	5	4	45
Highfield	5	4	1	3	3	5	0	2	4	5	5	7	44
New Southgate	3	6	1	3	4	1	5	2	2	3	2	5	37
Grange Park	3	2	4	8	3	4	1	4	2	0	3	2	36
Arnos Grove	1	2	0	1	3	2	5	4	7	2	4	4	35
Winchmore Hill	3	1	3	2	1	3	0	4	3	4	6	2	32
Bowes	2	4	4	4	0	3	0	2	0	2	2	4	27
Oakwood	1	0	2	1	3	1	2	1	3	2	1	5	22



	Feb	Mar	Apr	May	Jun	Jul	Aug	Sep	Oct	Nov	Dec	Jan
2021/22	116	141	106	121	105	103	145	147	171	175	160	162
2022/23	134	116	110	132	132	104	85	125	131	115	129	147

● 2021/22 ● 2022/23

The top 5 wards in 2022 were: Brimsdown, Upper Edmonton, Haselbury, Enfield Lock, and Whitewebbs and Ponders End with the same total.

Upper Edmonton recorded the highest monthly total in this period with 15 offences, whilst Brimsdown has recorded 14 offences on three separate occasions.

Hate Crime Category	Enfield		Diff	London		Diff
	Feb 2021 - Jan 2022	Feb 2022 - Jan 2023		Feb 2021 - Jan 2022	Feb 2022 - Jan 2023	
Racist and Religious Hate Crime	650	616	-34	22755	20980	-1775
Homophobic Hate Crime	77	74	-3	3670	3551	-119
Disability Hate Crime	8	13	5	616	620	4
Transgender Hate Crime	10	9	-1	399	405	6

Hate Crime offences **decreased by 4.7% in the year ending January 2023** recording 693 offences, compared with 727 the previous year. i.e. **34 less offences were recorded in Enfield. London saw a 7% decrease overall.**

The highest number of offences in the last 2 years was recorded in June 2022, with 82 offences were recorded in that month alone

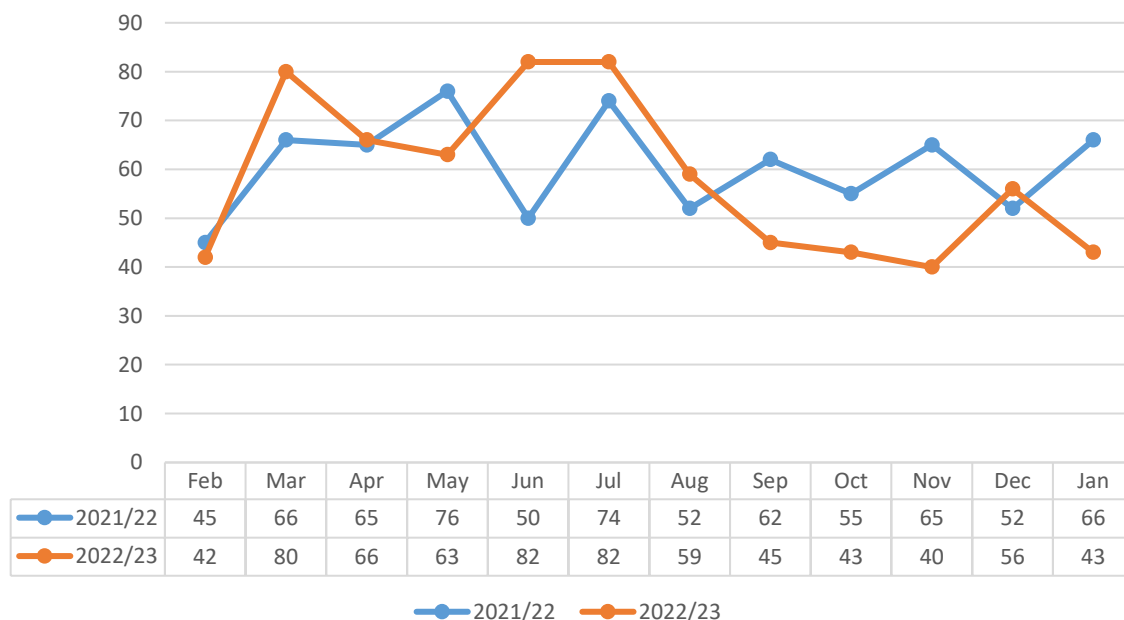
Racist and religious hate crime formed the majority of such crime reported in the borough, followed by homophobic crime. Both **Enfield and London saw a reduction in Racist and Religious Hate Crime.**

Homophobic Hate Crime offences decreased in Enfield with three less offences, and there were 119 less offences recorded across London.

Disability Hate Crime saw an increase in both Enfield and London with five and four more offences respectively.

Transgender Hate Crime offences decreased in Enfield by one offence and saw six more offences in London.

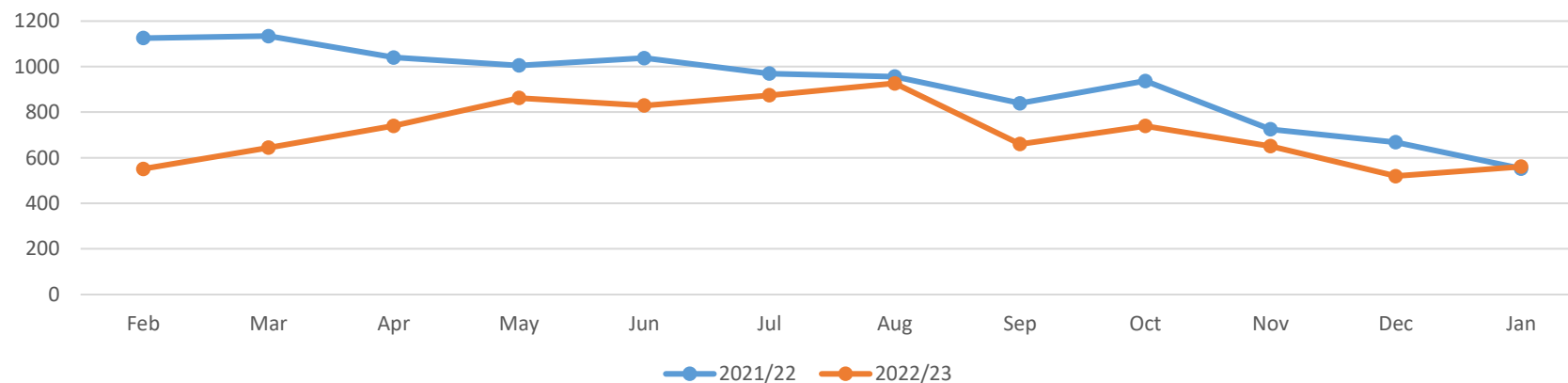
Between July 2022 and November 2022 the number of Hate crime offences across Enfield continuously decreased, with a slight increase in December 2022. The current volume of offences in January 2023 is similar to the levels seen last year.



Priority 5: Dealing with Anti-Social Behaviour



Police Recorded ASB Calls in Enfield													
Enfield ASB Call Categories	Feb-22	Mar-22	Apr-22	May-22	Jun-22	Jul-22	Aug-22	Sep-22	Oct-22	Nov-22	Dec-22	Jan-23	Total
Rowdy Or Inconsiderate Behaviour	274	284	361	445	429	444	451	347	355	306	269	294	4259
Rowdy / Nuisance Neighbours	92	119	106	123	137	134	132	101	85	96	77	81	1283
Veh Nuisance / Inappropriate Use	66	82	108	89	91	103	97	63	65	80	49	54	947
Not Mapped	50	72	66	89	70	69	97	68	62	47	43	40	773
Noise	26	25	45	41	50	56	77	34	30	24	24	17	449
Begging / Vagrancy	14	18	19	16	13	18	21	12	19	24	11	17	202
Veh Abandoned - Not stolen	7	19	9	23	7	16	13	13	11	21	8	17	164
Trespass	8	13	13	20	12	15	15	12	24	7	10	15	164
Fireworks		1	1	1	2	1	1	2	67	25	8	11	120
Littering / Drugs Paraphernalia	7	6	7	3	7	4	1	1	10	5	9	8	68
Prostitution Related Activity	3	4		4	4	7	14	3	3	8	2		52
Animal Problems	3	1	3	2	2	2	1	2	6	5	5	4	36
ASB Environmental	1			2	1	4	2			1	1		12
ASB Personal			1	1	2	1	2	2	1	2	1	2	15
ASB Nuisance				2	1		1		1		2	1	7
Street Drinking			1	1	1		1						4
Total	551	644	740	862	829	874	926	660	739	651	519	561	8555



There has now been a 22.5% decrease in the number of Anti-Social Behaviour calls recorded in the borough in the year to January 2023 when compared to the last year when there was 11,048 calls. London also saw a 31.2% reduction in ASB calls.

Since October 2022 ASB calls have continued to decrease. Compared to November 2022, Enfield has seen a 20% reduction in December 2022.

According to a recent report conducted by MOPAC, 39% of Enfield residents are worried about ASB. The highest concerned boroughs are Tower Hamlets (54%) and Newham (52%).

The same report highlighted that Londoners are most concerned with People Using/Dealing Drugs (71%) and Antisocial driving (59%) and Antisocial bikes (58%).

In Enfield the highest proportion of anti-social behaviour calls to Police were for Rowdy Or Inconsiderate Behaviour along with Rowdy/Nuisance Neighbour issues.

Priority 6: Drugs (Driver for violent crime)



Drug Offences and Drug Possession Offences

Drug Offences

There was an **increase of 30% in the year ending January 2023** in the borough, when 1,565 offences were recorded, compared to 1,204 in the previous year i.e. **361 more Drug Offences**.

Following a spike of recorded drug offences in March 2022, the number of offences declined in April but again continued to rise in May and June. The highest number of offences in 2022 was recorded in March (n=211) in contrast to 128 offences in March 2021.

In London, the numbers of offences **decreased by 8.2%** in the same period with numbers declining from 47,267 to 43,407. Compared to December 2022 **Drug Offences have increased by 37% in Enfield, whilst there was a 26.8% increase across London.**

Drug Possession Offences

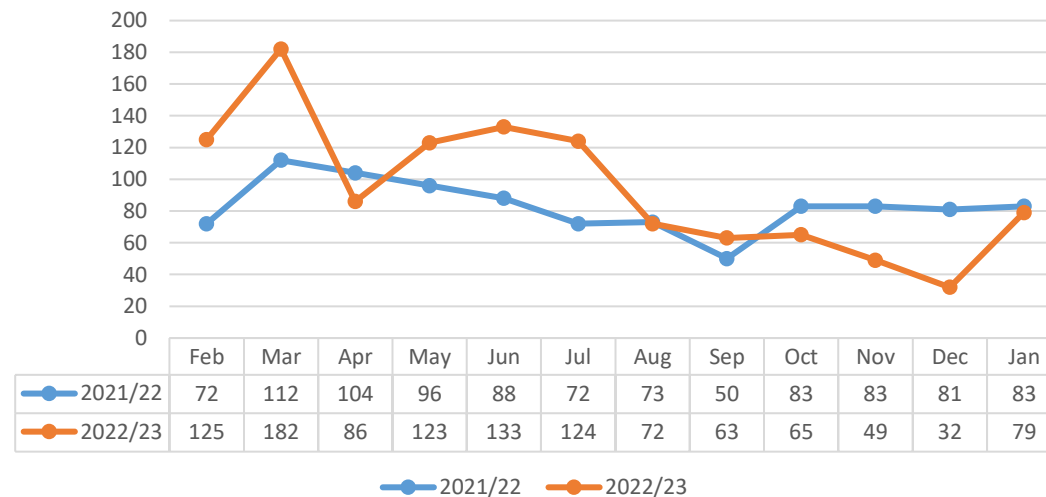
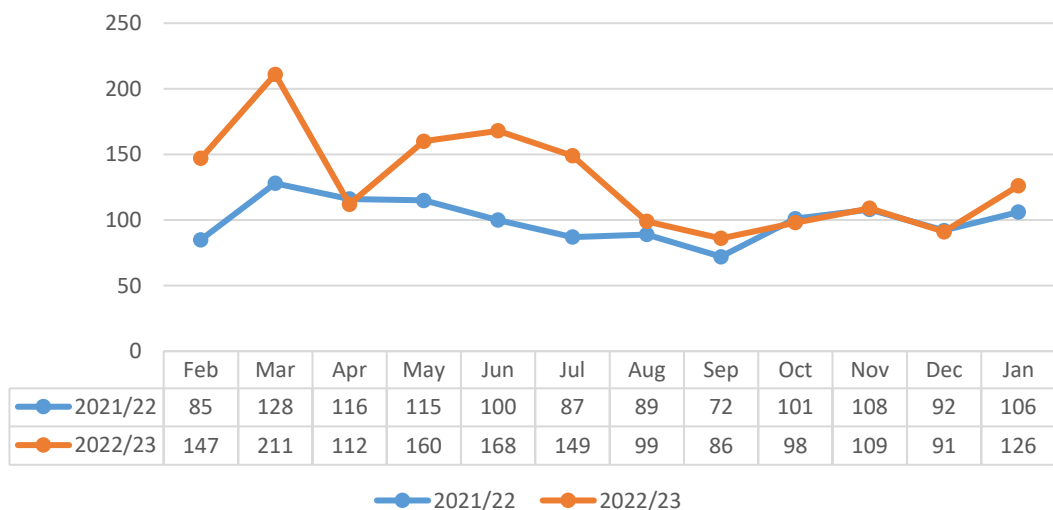
Drug Possession offences in **Enfield increased by 14.1%**, recording 1,141 offences in the year to January 2023, compared with 1000 the previous year.

Drug Possession offences follow a similar trend to number of recorded Drug Offences in both Enfield and London.

March 2022 recorded the highest number of offences (n=182), compared to 112 in March 2021, or 70 more offences in this month alone.

London experienced a **reduction of 16.3%**. In the capital, there were 42,127 offences in 2021/22 compared to 35,253 in year ending January 2023.

Compared to the previous month **Drug Possession offences across the capital have decreased by 33%.** Enfield has recorded 47 more offences in January 2023 compared with the previous month.



Priority 7: Tackling Vehicle Crime

Theft From a Motor Vehicle and Theft or Taking of a Motor Vehicle



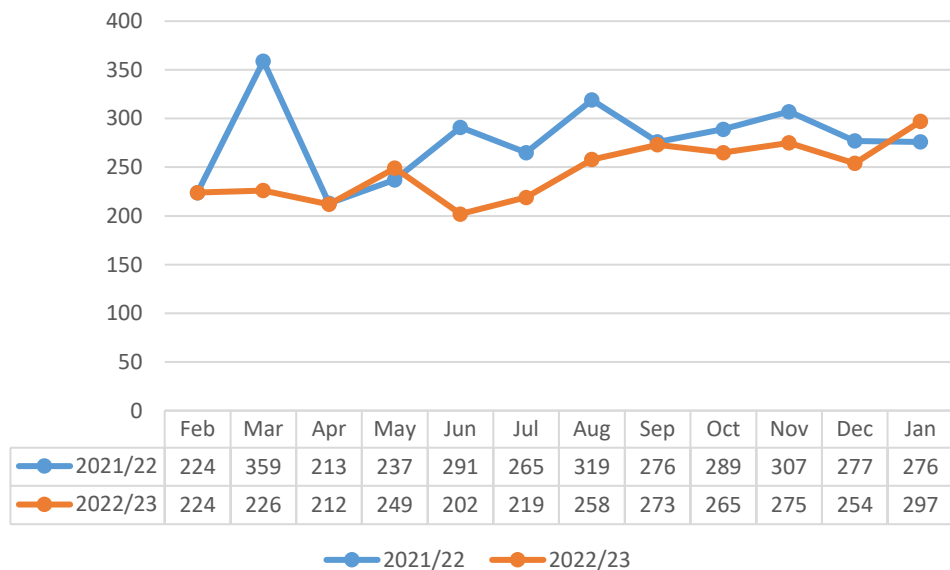
Theft From a Motor Vehicle

By the end of January 2023, there was a **decrease of 11.5%**, recording 2,951 offences, compared with 3,333 offences in the year to January 2022, or a **difference of 382 less offences**.

In London, there were 64,749 offences recorded by the end of January 2023. This is a **3.4% increase from the total volume seen at the end of January 2022** where there was 62,608 offences.

Offences have now gone above the monthly total compared to January 2022. When comparing December 2022 to January 2023 there is an **increase of 17.9% in Enfield**.

In London there was a 13.5% increase in offences compared to December 2022.

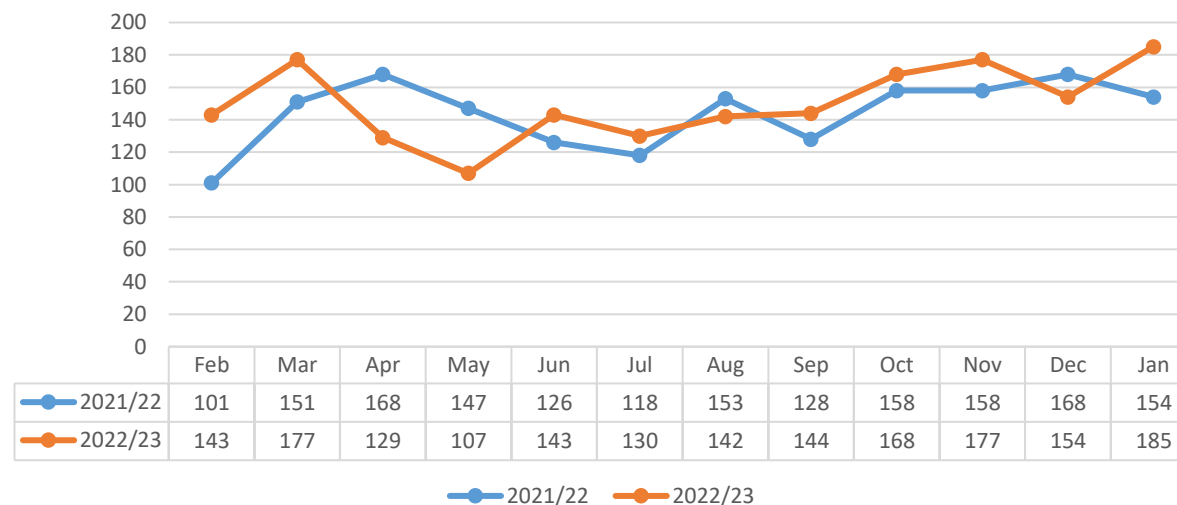


Theft or Taking of a Motor Vehicle

Theft or Taking of a Motor Vehicle has **increased by 3.8% in the year ending January 2023**, with 1,795 offences recorded. The previous year ending January 2022 saw 1,730 offences recorded. This equates to 65 more offences in the borough in the past 12 months when compared to the same period last year.

When comparing the monthly volume of offences, **Enfield has seen a increase of 20.1%** when compared to December 2022. In London there was an **increase of 10.3% in TOMV offences compared to December 2022**.

In London, there were 32,511 car thefts in 2022/23 compared to 27,824 in 2021/22, an **increase of 16.8%**.

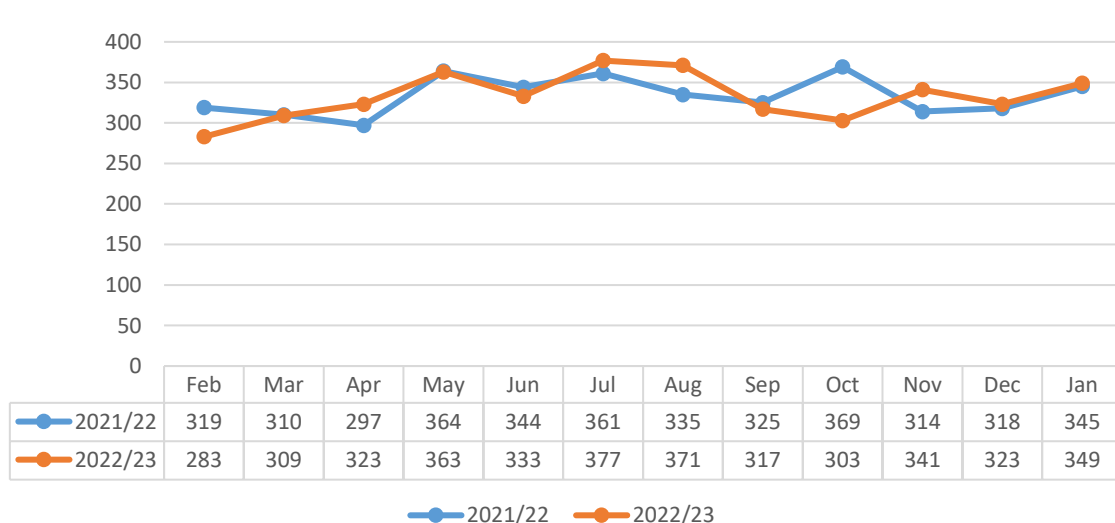


Domestic Abuse Incidents

In the year ending January 2023 there were 3,984 Domestic Abuse Incidents in Enfield, compared to 3,998 the previous year, a **0.4% decrease**.

Despite the decrease in Enfield, incidents have increased by 9.1% in January 2023 when compared to December 2022. In London there has been a slight increase of 2.2% when comparing December 2022 and January 2023.

In London there was a decrease of 0.5% over the same period. In the capital, there were 95,779 incidents recorded in year ending January 2023, compared to 96,219 in the previous year.

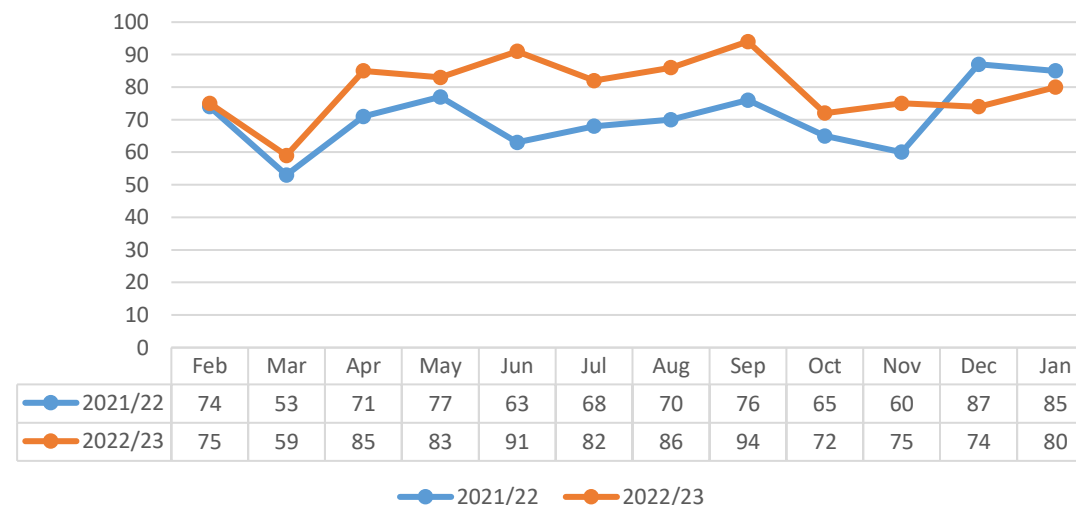


Domestic Abuse VWI Offences

In Enfield by the end of January 2023, **there was a 12.6% increase in this offence type**. Enfield saw 956 offences up until January 2023 which is **107 more offences than at the end of January 2022**. Compared to December 2022 there has been a 6.7% increase in Domestic Abuse VWI offences.

Between March and September the number of offences remained above those of 2020/21. In June 2022, numbers reached the highest levels in 2021/22 with 91 offences recorded. This is in contrast to 63 offences recorded in June 2021.

In London there was a 0.1% decrease. Offences increased from 22,857 to 22,832. London has seen an decrease of 3.4% in January 2023 when compared to December 2022.



Priority 8: Domestic Abuse, Sexual and Rape Offences

Sexual Offences and Rape Offences



Sexual Offences

Figures for Enfield show that 807 Sexual Offences were reported in year ending January 2023. This is a **decrease of 5.8%** from the 857 offences recorded in the borough by the end of January 2022, a **difference of 50 less offences**.

London experienced an increase of 3.2%, with 25,209 offences by the end of January 2023.

There were 17 more Sexual offences in January 2023 compared with the previous month in Enfield. Across London there was a 16.2% increase from December 2022 to January 2023.

Rape Offences

Rape offences **decreased in Enfield by 5.3%** from 339 by end of January 2022 to 321 by the end of January 2023, a **difference of 18 less offences** by the end of the year.

In London, there was an increase of 1.3% with 9,228 offences reported in 2021/23 compared to 9,111 by the end of January 2022.

Enfield has seen 8 more Rape offences in January 2023 compared to December 2022.

London has seen an increase of 16.3% in January 2023, when compared to December 2022.

